

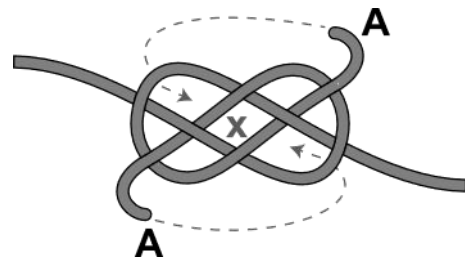
Bushman's thong

HOW TO MAKE A BUSHMAN'S THONG

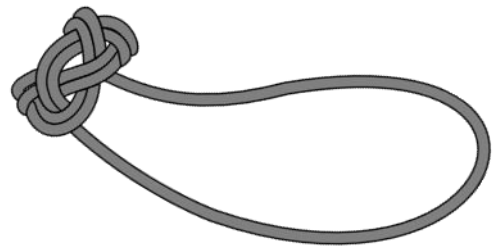
You will receive two leather cords approximately 170cm long.

1. How to make a Turk's Head

1. Starting with the first leather cord, make a Carrick Bend with the two loose ends. The ends marked "A" should be about 8cm long to allow for the knot to be doubled. You should end up with a looped cord joined by the Carrick bend.
2. Next, follow the ends "A" round as indicated by the red dotted lines. The letter "X" denotes the centre of the Turks head where the second cord will be seated.

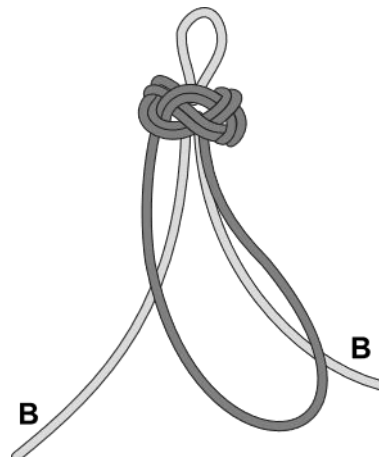


3. Double the Turks head by following the initial cord through the initial knot. Once you have tightened the Turk's head you can trim any excess for the ends marked "A".
4. This should give you a long loop joined by the Turks head. Your first Turks Head is now complete.



2. Preparation for the plait

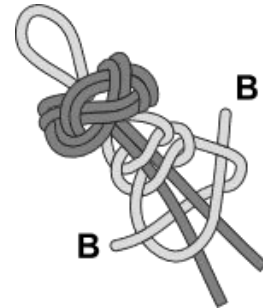
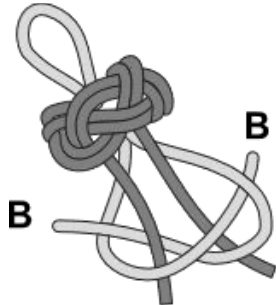
1. Now take the second thong, make a loop midway point of the second cord and tie a thumb knot approximately 2cm from the bend end.
2. Slide the loop inside the Turks Head at point "X", the centre of the Turks Head and lock the thumb knot inside the Turk's Head.



3. The Boatswain's plait:

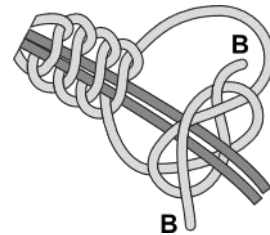
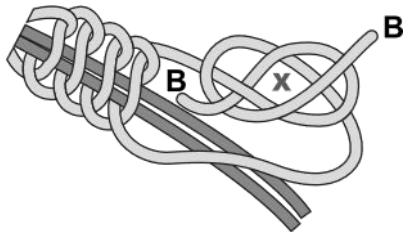
Using the working ends of the second cord "B", make a boatswain's plait for about 12 cm in length around the loop of the first cord. This is really a series of granny knots tied around the cord which is the loop you created in the first cord.

1. Start the plait thus, pull tight and repeat. You will note that the plait twists around the initial cord.
2. Diagram shows the plait after two bends that have been pulled tight and a third being formed.



4. The Final Turk's Head:

1. After approximately 12cm of plait from first Turks Head you will create a second Turk's Head in a similar manner as the first one. Make your carrick hitch and then feed the loop of the first cord through the centre of the carrick hitch. Pull the knot close to the plait and tighten the Turk's Head.
2. Finish off the second Turks Head by following the initial carrick bend and pull the Turks Head tight. Trim any excess ends of the cord "B".



The Bushmen's Thong is worn looped through the right epaulette and around the right arm using the initial cord that doubles back over itself as shown:

